

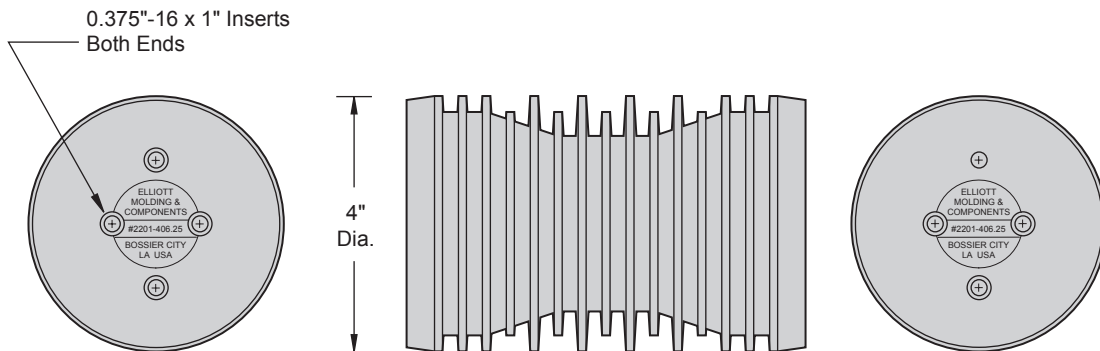


# Apparatus Insulators

Indoor - Outdoor  
Special Bolt Series    0.375" - 16 Inserts

Descriptive  
Bulletin  
**2201-001**  
Page 1    2008

## Accepts S&C Live Parts



### ELRIM Cycloaliphatic Epoxy Provides:

- Nontracking, self-scouring, nonweathering performance
- Superior dielectric strength, dielectric loss and power factor
- Choice of shapes allows design innovation
- Mechanical and thermal toughness
- Shatter free arc flashover performance
- Oil resistant

### Elliott Design Provides:

- Cast-in-place inserts without metal end caps
- Contamination resistant Elliott square edge skirts
- Generous dry arcing (strike) distance
- Increased creep distance to resist contamination
- Thermal cycling withstand from +200° F to -200° F
- High strength - field proven performance
- Experience with cycloaliphatic epoxy since 1975

Special bolt series apparatus insulators provide bolt locations spaced to accept S&C live parts and may be used to construct fuse mountings and other apparatus that would otherwise require S&C insulators. These insulators may be mounted in any position. The unique Elliott square edge skirt design provides unusually high performance in contaminated conditions - wet or dry. High cantilever strength and the other superior qualities of cycloaliphatic epoxy make this insulator a high-performance component.

### Ratings and Dimensions of Apparatus Insulators

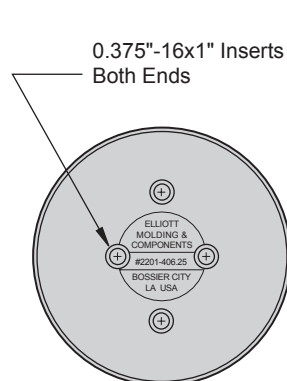
Catalog Number	S&C Replacements	Nominal Voltage kV	Withstand Test Voltage Kilovolts			Height Inches	Minimum Leakage Inches	Minimum Strike Inches
			Impulse 1.2 x 50	One Min. Dry.	10 Sec. Dew			
2201-206.25	PA-7227	15	95	50	30	6.25	14.375	6.25
2201-406.25	PA-7181	15	95	50	30	6.25	14.375	6.25
2201-206.75	PA-7191	15	110	50	30	6.75	14.875	6.75
2201-207.5	PA-7230	25	125	60	40	7.5	15.5	7.5
2201-407.5	PA-7183	25	125	60	40	7.5	15.5	7.5
2201-408.5	--	25	125	60	40	8.5	16.5	8.5
2201-210	PA-7192	35	150	70	60	10	26.5	10
2201-410	--	35	150	70	60	10	26.5	10
2201-212.5	--	35	200	80	70	12.5	29	12.5
2001-412.5	--	35	200	80	70	12.5	29	12.5



# Apparatus Insulators

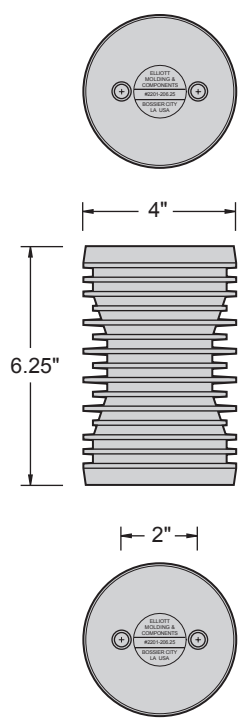
Indoor - Outdoor  
Special Bolt Series    0.375" - 16 Inserts

Descriptive  
Bulletin  
**2201-001**  
Page 2    2008

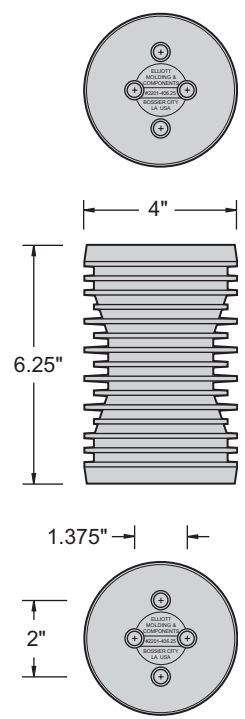


Note:  
Similar to S&C  
#PA-7227

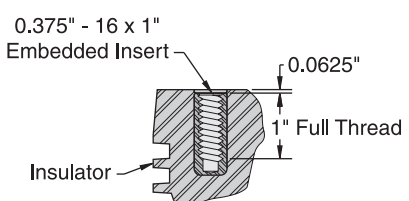
Note:  
Similar to S&C  
#PA-7181



#2201-206.25



#2201-406.25



**Insert Detail**

Catalog Number	2201-206.25	2201-406.25
Electrical Rating, kV		
Nominal Voltage	15	15
BIL	95	95
A.C. Withstand - 1 Min. Dry	50	50
A.C. Withstand - 10 Sec. Dew	30	30
Leakage Distance, Inches	14.375	14.375
Dry Arcing Distance, Inches	6.25	6.25
Mechanical-Strength Rating, Pounds		
Cantilever, Ultimate 2.5 inches above top*	1,250	1,250
Tensile, Pounds	5,000	5,000
Torsion, Inch-Pounds	3,600	3,600
Compression, Pounds	20,000	20,000
Insert Thread Size	0.375" - 16	0.375" - 16
Net Weight, Pounds (kg)	4.3 (1.9)	4.3 (1.9)

\* To attain their rated cantilever strengths, insulators must be mounted on a flat surface that is at least as wide as the diameter of the base of the insulator. Furthermore, the mounting surface must be free of protrusions, such as lumps from galvanizing, to prevent cracking of the insulator when mounting bolts are tightened.



# Apparatus Insulators

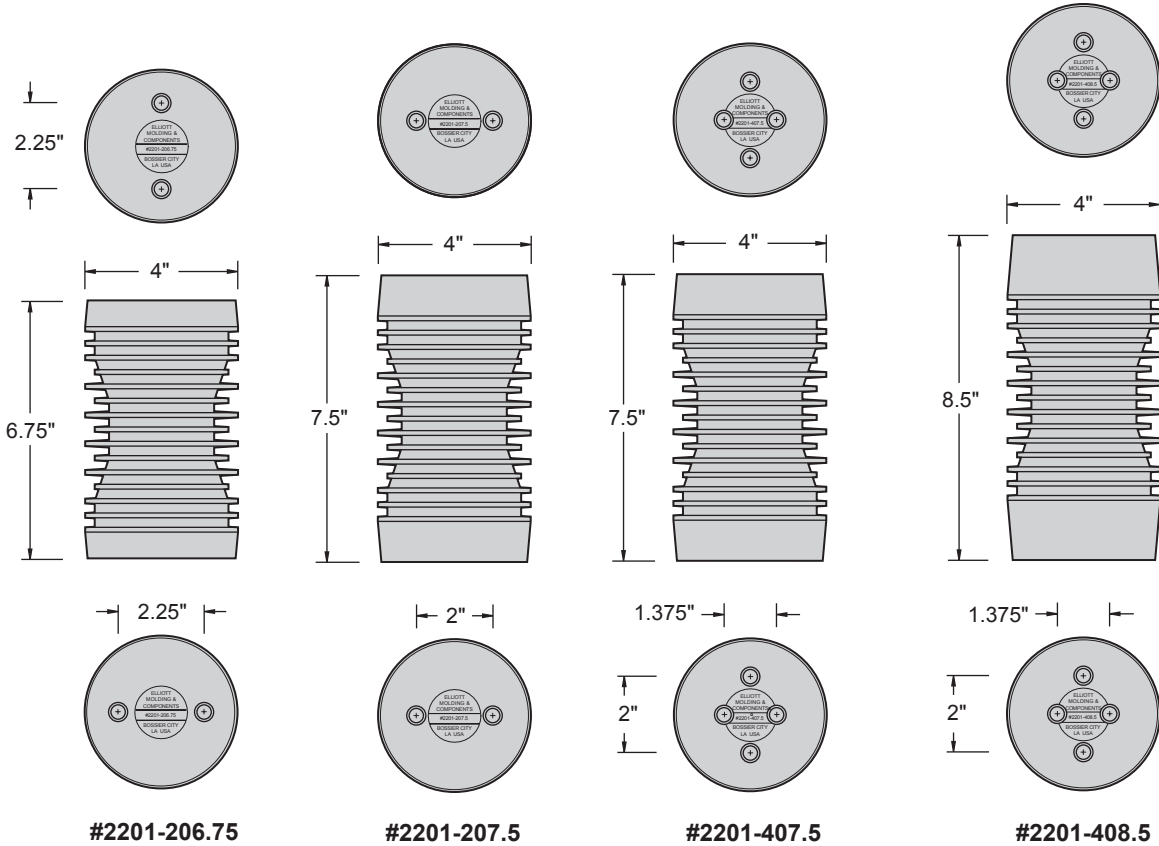
Indoor - Outdoor  
Special Bolt Series 0.375" - 16 Inserts

Descriptive  
Bulletin  
**2201-001**  
Page 3 2008

Note:  
Similar to S&C  
#PA-7191

Note:  
Similar to S&C  
#PA-7230

Note:  
Similar to S&C  
#PA-7183



Catalog Number	2201-206.75	2201-207.5	2201-407.5	2201-408.5
Electrical Rating, kV				
Nominal Voltage	15	25	25	25
BIL	110	125	125	125
A.C. Withstand - 1 Min. Dry	50	60	60	60
A.C. Withstand - 10 Sec. Dew	30	40	40	40
Leakage Distance, Inches	14.875	15.5	15.5	16.5
Dry Arcing Distance, Inches	6.75	7.5	7.5	8.5
Mechanical-Strength Rating, Pounds				
Cantilever, Ultimate 2.5 inches above top*	1,200	1,250	1,000	1,000
Tensile, Pounds	5,000	5,000	5,000	5,000
Torsion, Inch-Pounds	3,600	3,600	3,600	3,600
Compression, Pounds	20,000	20,000	20,000	20,000
Insert Thread Size	0.375" - 16	0.375" - 16	0.375" - 16	0.375" - 16
Net Weight, Pounds (kg)	4.8 (2.2)	5.3 (2.4)	5.3 (2.4)	6 (2.7)

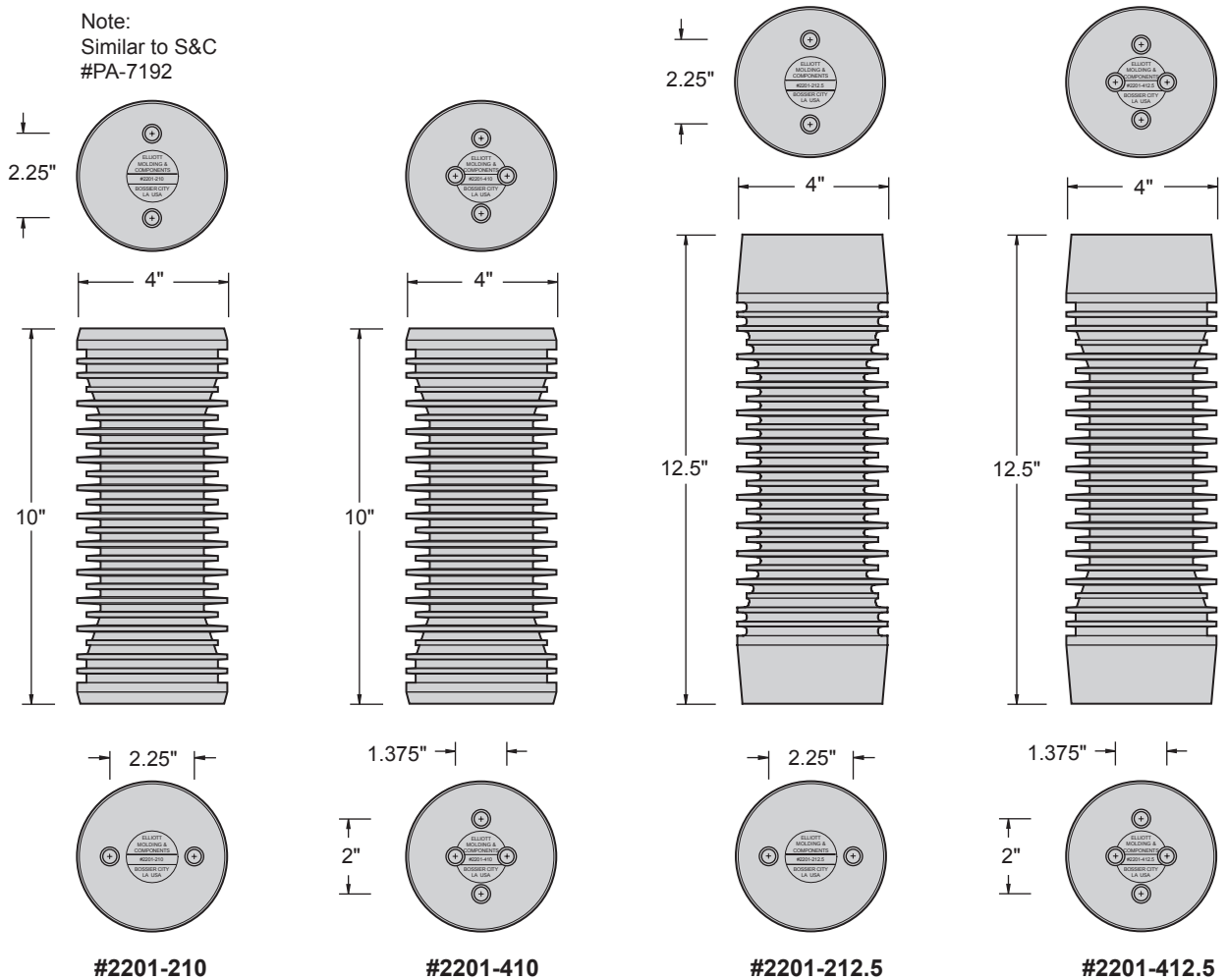


# Apparatus Insulators

Indoor - Outdoor  
Special Bolt Series    0.375" - 16 Inserts

Descriptive  
Bulletin  
**2201-001**  
Page 4    2008

Note:  
Similar to S&C  
#PA-7192



Catalog Number	2201-210	2201-410	2201-212.5	2201-412.5
Electrical Rating, kV				
Nominal Voltage	35	35	35	35
BIL	150	150	200	200
A.C. Withstand - 1 Min. Dry	70	70	80	80
A.C. Withstand - 10 Sec. Dew	60	60	70	70
Leakage Distance, Inches	26.5	26.5	29	29
Dry Arcing Distance, Inches	10	10	12.5	12.5
Mechanical-Strength Rating, Pounds				
Cantilever, Ultimate 2.5 inches above top*	850	850	650	600
Tensile, Pounds	5,000	5,000	5,000	5,000
Torsion, Inch-Pounds	3,600	3,600	3,600	3,600
Compression, Pounds	20,000	20,000	20,000	20,000
Insert Thread Size	0.375" - 16	0.375" - 16	0.375" - 16	0.375" - 16
Net Weight, Pounds (kg)	6.7 (3.0)	6.7 (3.0)	8.1 (3.6)	8.1 (3.6)

\* See note below the table on Page 2.